




2024 Fall Newsletter



Visit all our locations! Online at gemsewing.com

 New Liskeard 55 Regina Street New Liskeard, ON 705-647-4849	 Sudbury 2141 Lasalle Blvd, Unit B Sudbury, ON 705-525-4449	 North Bay 259 Worthington St. West North Bay, ON 705-472-4849	<p>Authorized Dealer For:</p>     	 GEMSEWING.COM 
---	--	---	--	--

Sales & Service • Onsite Certified Service Technician • Expanded Learning Centres • Custom Embroidery • Long Arm Service • All Quilting Supplies




REPAIR Shop ESTD 2015

AUTHORIZED SERVICE AND REPAIRS
SCISSOR SHARPENING

Diagnose Machine: \$25.00

Complete Service of Machine: \$85.00 and up + Parts

Complete Service of Embroidery Machine: \$125.00 and up + Parts

 **Scissor Sharpening**
Straight: \$5.00
Pinking Shears: \$6.00

Please Include Bobbin, Foot Pedal, Power Chord and Foot
 705-647-4849 · 705-472-4849 · 705-525-4449

CONFIRMATION POLICY:
 Your space in classes and retreats will be confirmed after you have registered and paid in full.

Class and Retreat CANCELLATION POLICY:
 Things happen! And sometimes you just can't make it to class or a retreat. The cancellation policy is there to protect students, teachers, and the store. Basically, class fees pay teacher wages or event costs.

- If you cancel your class or in-store retreat registration you will be able to transfer your registration to another event.
- If we must cancel a class or retreat, you will receive a full refund. Note: we reserve the right to cancel a class if less than three people are registered.
- Off-site events/retreats may have a different cancellation policy based on facility requirements
- There are no refunds on cut fabric.



Repairs and Alterations




GEM SEWING

We are now in the repair and alteration business.

Bring in your items and our courteous staff will assist you in bringing new life to your much loved attire.

- Sales & Service
- Onsite Certified Service Technician
- Expanded Learning Centres
- Custom Embroidery
- Long Arm Service
- All Quilting Supplies



SCAN ME
GEMSEWING.COM

North Bay Classes and Workshops

North Bay – Social Sew – Drop-In

Tuesdays: 5pm – 9pm

Wednesdays: 1pm – 5pm

Thursdays: 5pm-9pm

September 17 – December 19

\$10 per Drop-in

Or SAVE with a Gem Pass:

5 Drop-in sessions: \$45 + tax

10 Drop-in sessions: \$80 + tax

Community Day

Saturday, Sept 21 – 11am – 2pm

Cost: Free!

Casual drop-in format to chat about techniques, common notions – bring your questions!

North Bay – Workshops

Foundation Paper Piecing (FPP)  

Saturday, Oct 19, 10am - 4pm

\$60 + tax (materials included)

Scrappy Applique  

Saturday, Oct 26 10am – 4pm

\$60 + tax (materials included)

English Paper Piecing  

Saturday, Nov 9, 10am-4pm

\$60 (materials included)

Repurposing “Orphan Blocks” into Zippered Bags  

Saturday, Nov 30, 10am - 4pm

\$30 + tax (materials not included)



Beginner

Confident beginner → intermediate

Advanced

Fall Retreats

In-Store Retreat - Friday Sept 27 (8am) - Sept 29 (4pm) \$150 + tax.

Meals provided: light breakfast; lunch Fri, Sat, Sun; Dinner Fri and Sat. Bring your own machine or use one of ours. Work your own projects without distractions – no guarantee other quilters won't disturb the peace with chit-chat!

Callandar Retreat “Sew Happy 2 Sew” - Sat. Nov. 16 (9am – 9pm) and Sun Nov 17 (9am – 2pm)

\$100 + tax. Meals provided: light breakfast; lunch Sat and Sun; dinner Sun.

Bring your own projects, sewing machine and notions.

Carrying on the legacy of Bonnie and Lynn – they brought a community together to share the mutual interest of quilting, but most importantly to support one another with love.

Long Arm Quilting Service at Gem Sewing



Cost: calculation: quilt length x width x .025. Batting and thread included

Time: approx. 4 weeks for edge-edge quilting; approx. 4-6 weeks for custom quilting. If you need

your quilt rushed there is a \$60 rush fee as it will have to be done after hours.

Tips:

- Be sure your backing is large enough – we need 4-5” extra backing on every side
- Piece your backing together before you drop off
- press backing before dropping off
- press all seams very well
- bring in on hangers after pressing
- consider stitching around the outer edge of your quilt top to keep seams from opening up
- if using borders on your quilt make sure to attach them appropriately so the quilt lays flat