



2024 Fall Newsletter



Visit all our locations! Online at gemsewing.com

 <p>New Liskeard 55 Regina Street New Liskeard, ON 705-647-4849</p>	 <p>Sudbury 2141 Lasalle Blvd, Unit B Sudbury, ON 705-525-4449</p>	 <p>North Bay 259 Worthington St. West North Bay, ON 705-472-4849</p>	<p>Authorized Dealer For: JANOME brother elna Husqvarna VIKING PFAFF SINGER</p>	 <p>GEMSEWING.COM 24/7</p>
<p>Sales & Service • Onsite Certified Service Technician • Expanded Learning Centres • Custom Embroidery • Long Arm Service • All Quilting Supplies</p>				

CONFIRMATION POLICY:
Your space in classes and retreats will be confirmed after you have registered and paid in full.

Class and Retreat CANCELLATION POLICY:
Things happen! And sometimes you just can't make it to class or a retreat. The cancellation policy is there to protect students, teachers, and the store. Basically, class fees pay teacher wages or event costs.

- If you cancel your class or in-store retreat registration you will be able to transfer your registration to another event.
- If we must cancel a class or retreat, you will receive a full refund. Note: we reserve the right to cancel a class if less than three people are registered.
- Off-site events/retreats may have a different cancellation policy based on facility requirements
- There are no refunds on cut fabric.



REPAIR Shop ESTD 2015

Diagnose Machine: \$25.00

Complete Service of Machine: \$85.00 and up + Parts

Complete Service of Embroidery Machine: \$125.00 and up + Parts

Scissor Sharpening
Straight: \$5.00
Pinking Shears: \$6.00

Please Include Bobbin, Foot Pedal, Power Chord and Foot
705-647-4849 · 705-472-4849 · 705-525-4449



Repairs and Alterations




GEM SEWING

We are now in the repair and alteration business.

Bring in your items and our courteous staff will assist you in bringing new life to your much loved attire.

- Sales & Service
- Onsite Certified Service Technician
- Expanded Learning Centres
- Custom Embroidery
- Long Arm Service
- All Quilting Supplies



SCAN ME
GEMSEWING.COM

Sudbury Classes and Workshops

Sudbury – Weekly Classes

Mondays, Sept 16 – Dec 16, 2:00pm – 4:00pm

Daytime social sewing
\$100 + tax (membership)

Wednesdays, Sept 18 – Dec 18, 5:30pm – 7:30pm

Evening social sewing
\$100 + tax (membership)


Thursdays Oct 3 – Dec 19, 5:30pm – 7:30pm



Kid's Sewing Class
\$150 + tax (patterns & fabric included)

Sudbury – Workshops

Stripology Mixology

6 weeks of stripology!

Beginner: Jojo Quilt Topper 

Intermediate: Athena Quilt Topper  

Tuesdays, Oct 8 – Nov 12; 5:30pm – 7:30pm
\$200 + tax

Friday Fiesta Placemats  

Saturday, Nov 30 – 10am-4:30pm
\$60 + tax (pattern included)

Peek-a-Boo Table Runner  

Saturday, Dec 7 – 10am-4:30pm
\$60 + tax (pattern included)

Pop-Up Saturday

Understand your embroidery stabilizers
Date & price to be announced



Beginner

Confident beginner → intermediate

Advanced

Watch our website and Facebook page for more pop-up workshops!

Fall Retreats

We are thrilled to host two fall retreats in Sudbury:

- 1) Thursday, Nov 7 - Sunday Nov 10 Sudbury Canoe Club \$226 (taking names for cancellation list)
- 2) Thursday, Nov 21 - Sunday Nov 24 Sudbury Canoe Club \$226

Come see us at **Quilts on the Rocks** in Sudbury! October 19-20; we will be a vendor there with Janome products and the Making Fashion Academy boot camp!

Long Arm Quilting Service at Gem Sewing



Cost: calculation: quilt length x width x .025. Batting and thread included

Time: approx. 4 weeks for edge-edge quilting; approx. 4-6 weeks for custom quilting. If you need

your quilt rushed there is a \$60 rush fee as it will have to be done after hours.

Tips:

- Be sure your backing is large enough – we need 4-5" extra backing on every side
- Piece your backing together before you drop off
- press backing before dropping off
- press all seams very well
- bring in on hangers after pressing
- consider stitching around the outer edge of your quilt top to keep seams from opening up
- if using borders on your quilt make sure to attach them appropriately so the quilt lays flat